

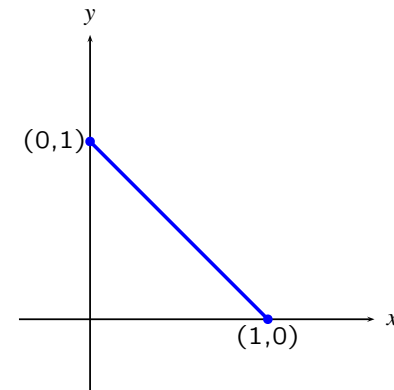
Four Dimensional Barycentric Plots in 3D

Geoffrey B. Matthews

Western Washington University

Bellingham, WA, USA

Points constrained by $0 \leq x, y \leq 1$ and $x + y = 1$ lie on a line segment.

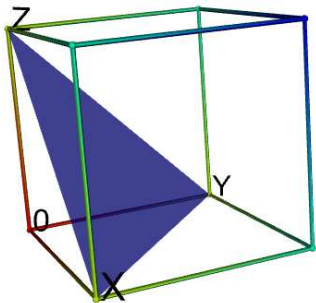


Such points are frequently probability distributions or proportions: p_1, p_2

Four Dimensional Barycentric Plots in 3D

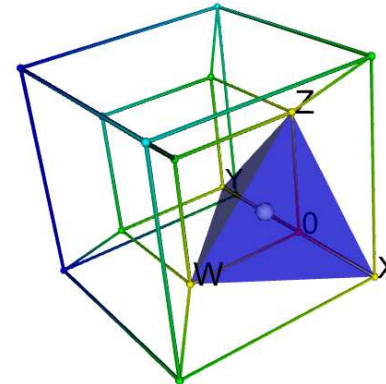


Points constrained by $0 \leq x, y, z \leq 1$ and $x + y + z = 1$ lie on a triangle in the plane.



Rotating this triangle without distortion into the $x-y$ plane gives the familiar quadplot or barycentric plot.

Points constrained by $0 \leq w, x, y, z \leq 1$ and $w + x + y + z = 1$ lie in a 3d tetrahedron in 4d space.



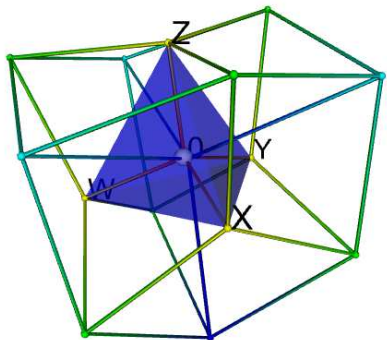
Four Dimensional Barycentric Plots in 3D



Four Dimensional Barycentric Plots in 3D



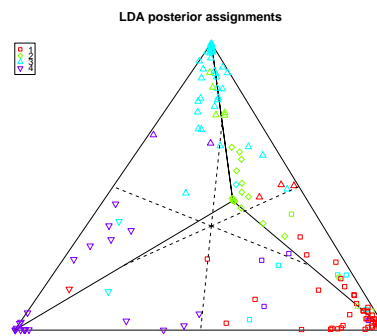
Rotating this tetrahedron by $\pi/4$, $\pi/5$ and $\pi/6$ in the $w-z$, $x-z$ and $y-z$ planes brings it into 3d space without distortion.



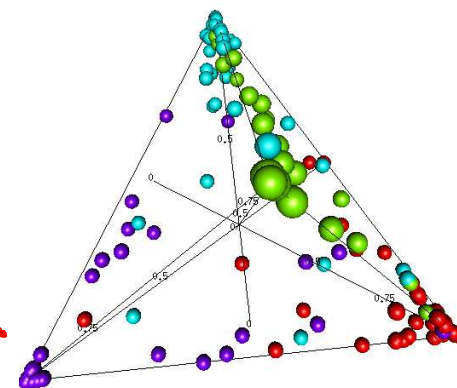
Four Dimensional Barycentric Plots in 3D



4d points can be plotted in 3d.



Quadplot from klaR package.



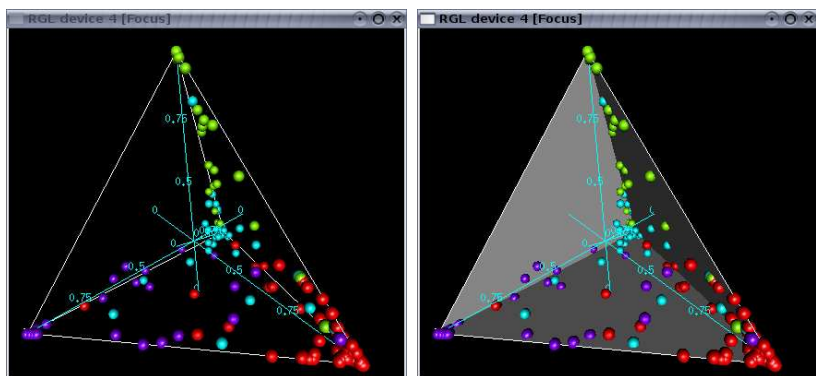
Same points plotted with quad3d.

Four Dimensional Barycentric Plots in 3D



Quad3d uses the rgl package.

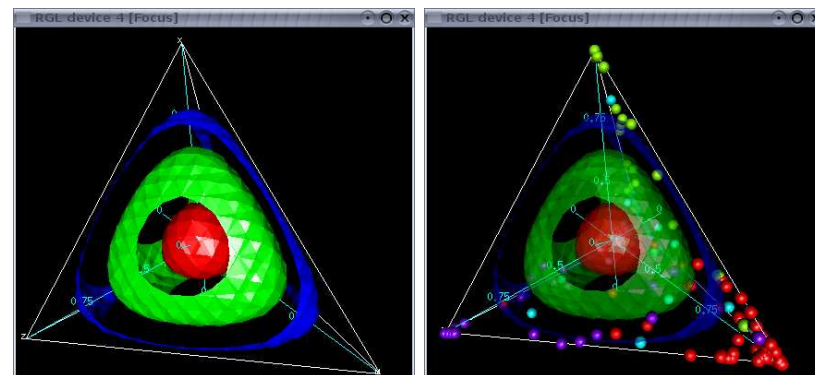
- Real time interactive openGL graphics.
- Similar options to rgl plotting, including bounding tetrahedra.



Four Dimensional Barycentric Plots in 3D



Isosurfaces can be plotted, similar to the misc3d package.



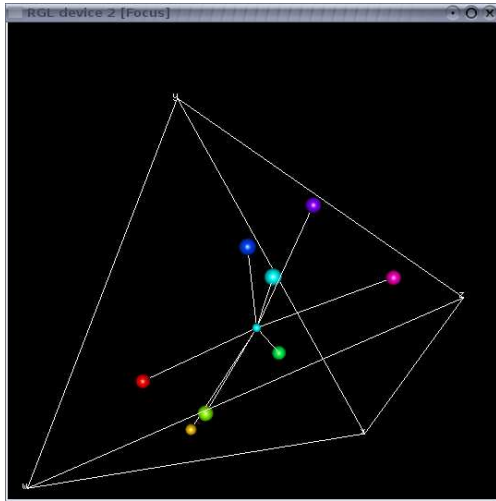
$$\text{Entropy} = - \sum_i p_i \log(p_i)$$

Four Dimensional Barycentric Plots in 3D



Cross-tabulated data can be viewed.

	w	x	y	z
1	11	3	4	1
2	8	5	1	1
3	10	7	2	2
4	3	11	5	1
5	2	8	10	4
6	3	4	11	5
7	0	1	9	10
8	0	2	3	13



Four Dimensional Barycentric Plots in 3D

